

- Mechanical Fail-Safe Rotary Actuators for operation of:
- Torque:
- Modulating control:
- Open/Close control:

DN65...80 CCV
20Nm
SRFU24-SR-5 (AC/DC 24V)
SRFU-5, SRFU-S2-5 (AC 24 ...240V)
(DC 24 ...125V)



Technical data

Basic technical data		Torque	-motor	Min. 20Nm @ nominal voltage
			-spring return	Min. 20Nm
		Angle of rotation		90°
		Direction of rotation	-motor	Selected by mounting side of L/R
			-spring return	Selected by mounting side of L/R or reversing
		Sound power level		Motor:~ 45dB(A), spring return:~62dB(A)
		Position indicator		Mechanical
		Running time	-motor	~150s (SRFU24-SR-5); ~75s (SRFU-S2-5, SRFU-5)
			-spring return	~20s @ -20..+50°C
		Ambient temp.		-30...+50°C
		Non-operation temp.		-40...+80°C
		Humidity		5...95% RH, non-condensing
		Degree of protection		IP54
		EMC		CE according to 2004/108/EC
		Low voltage directive		CE according to 2006/95/EC
		Maintenance		Maintenance-free
	SRFU24-SR-5	Nominal voltage		AC 24V 50/60Hz, DC 24V
		Nominal voltage range		AC 19.2...28.8V / DC 21.6...28.8V
		Power consumption	-running	5.0W
			-holding	3.0W
		For transformer sizing		7VA
		Connecting cable		Cable 1m, 4x0.75mm ²
		Control signal Y		DC 2(0)...10V @ input impedance 100kΩ
		Position feedback signal U		DC 2...10V @ max. 0.5mA
		Position accuracy		±5%
		Manual override		With hand crank and interlocking switch
		Protection class		III (safety extra-low voltage)
		Weight		2.2kg
	SRFU-5	Nominal voltage		AC 24...240V 50/60Hz / DC 24...125V
		Nominal voltage range		AC 19.2...264V / DC 21.6...137.5V
		Power consumption	-running	7.0W
			-holding	3.5W
		For transformer sizing		18VA
		Connecting cable		Cable 1m, 2x0.75mm ²
		Manual override		With hand crank and interlocking switch
		Protection class		III (safety extra-low voltage)
		Weight		2.2kg
	SRFU-S2-5	Nominal voltage		AC 24...240V 50/60Hz / DC 24...125V
		Nominal voltage range		AC 19.2...264V / DC 21.6...137.5V
		Power consumption	-running	7.0W
			-holding	3.5W
		For transformer sizing		18VA
		Auxiliary switch (-S2)		2xSPDT, 1mA...3(0.5)A, AC 250V One fixed at 10%, one adjustable 10...90%
		Connecting cable	-motor	Cable 1m, 2x0.75mm ²
			-S2	Cable 1m, 6x0.75mm ²
		Manual override		With hand crank and interlocking switch
		Protection class		II (Totally insulated)
		Weight		2.4kg

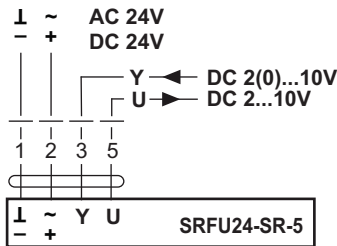
Product features

- Simple direct mounting** Simple direct mounting on the Ball Valve using only one screw.
- Manual operation** Manual operation is possible with the manual override key.
- Adjustable angle of rotation** Adjustable angle of rotation with mechanical end stops.
- High function reliability** The actuator is overload-proof, requires no limit switches, and stops automatically when the end stop is reached.

Wiring diagrams

SRFU24-SR-5

Modulating control

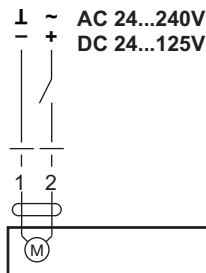


Notes:

- Connection via safety isolating transformer.
 - Other actuators can be connected in parallel.
- Please note the performance data.

SRFU-5

Open/Close control

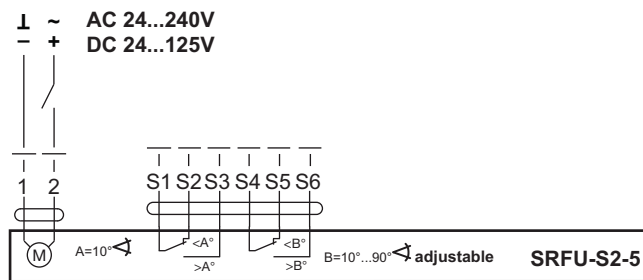


Notes:

- Caution: Power supply voltage!
 - Connection via safety isolating transformer.
 - Other actuators can be connected in parallel.
- Please note the performance data.

SRFU-S2-5

Open/Close control



Notes:

- Caution: Power supply voltage!
 - Connection via safety isolating transformer.
 - Other actuators can be connected in parallel.
- Please note the performance data.